



EU TYPE-EXAMINATION CERTIFICATE

According to Annex IV, Part A of 2014/33/EU Directive

Certificate No.:	EU-BD 1052
Certification Body of the Notified Body:	TÜV SÜD Industrie Service GmbH Westendstr. 199 80686 Munich - Germany Identification No. 0036
Certificate Holder:	INTORQ GmbH & Co. KG Wülmsers Weg 5 31855 Aerzen - Germany
Manufacturer of the Test Sample: (Manufacturer of Serial Production – see Enclosure)	INTORQ GmbH & Co. KG Wülmsers Weg 5 31855 Aerzen - Germany
Product:	Braking device acting on the shaft of the traction sheave, as part of the protection device against overspeed for the car moving in upwards direction and braking element against unintended car movement
Type:	BFK464-28R
Directive:	2014/33/EU
Reference Standards:	EN 81-20:2014 EN 81-50:2014
Test Report:	EU-BD 1052 of 2017-12-20
Outcome:	The safety component conforms to the essential health and safety requirements of the mentioned Directive as long as the requirements of the annex of this certificate are kept.
Date of Issue:	2018-01-22


Achim Janocha

Certification Body "lifts and cranes"



Annex to the EC Type-Examination Certificate No. EU-BD 1052 of 2018-01-22



Industrie Service

1 Scope of application

1.1 Use as braking device – part of the the protection device against overspeed for the car moving in upwards direction – permissible brake torques and tripping rotary speeds

1.1.1 Permissible brake torque when the braking device acts on the shaft of the traction sheave while the car is moving upwards

Nominal brake torque [Nm]	Maximum tripping rotary speed of the traction sheave [rpm]
1440	600
2400	500

1.1.2 Maximum tripping speed of the overspeed governor and maximum rated speed of the lift

The maximum tripping speed of the overspeed governor and the maximum rated speed of the lift must be calculated on the basis of the traction sheave's maximum tripping rotary speed as outlined above taking into account traction sheave diameter and car suspension.

$$v = \frac{D_{TS} \times \pi \times n}{60 \times i}$$

v = Tripping (rated) speed (m/s)
 D_{TS} = Diameter of the traction sheave from rope's center to rope's center (m)
 π = 3,14
 n = Rotary speed (rpm)
 i = Ratio of the car suspension

1.2 Use as braking element – part of the protection device against unintended car movement (acting in up and down direction) – permissible brake torques, tripping rotary speeds and characteristics

1.2.1 Nominal brake torques and response times with relation to a brand-new brake element

Minimum brake torque* [Nm]	Maximum brake torque* [Nm]	Maximum tripping rotary speed [rpm]	Maximum response times** [ms]		
			without / with overexcitation		
			t_{10}	t_{50}	t_{90}
2 x 720 = 1440		600	106 / 141	174 / 209	242 / 277
	2 x 1200 = 2400	500	48 / 69	101 / 122	155 / 176

Explanations:

* **Nominal brake torque:** Brake torque assured for installation operation by the safety component manufacturer.

** **Response times:** t_x time difference between the drop of the braking power until establishing X% of the nominal brake torque, t_{50} optionally calculated $t_{50} = (t_{10} + t_{90})/2$ or value taken from the examination recording

1.2.2 Assigned execution features

Type of powering / deactivation	continuous current / continuous current end
Brake control	serial / parallel
Nominal air gap	0.45 mm
Damping elements	YES
Overexcitation	2-fold non-release voltage

**Annex to the EC Type-Examination Certificate
No. EU-BD 1052 of 2018-01-22**



2 Conditions

- 2.1 Above mentioned safety component represents only a part at the protection device against over-speed for the car moving in upwards direction and unintended car movement. Only in combination with a detecting and triggering component in accordance with the standard (two separate components also possible), which must be subjected to an own type-examination, can the system created fulfil the requirements for a protection device.
- 2.2 The installer of a lift must create an examination instruction to fulfil the overall concept, add it to the lift documentation and provide any necessary tools or measuring devices, which allow a safe examination (e. g. with closed shaft doors).
- 2.3 The manufacturer of the drive unit must provide calculation evidence that the connection traction sheave – shaft – brake disc and the shaft itself is sufficiently safe, if the brake disc is not a direct component of the traction sheave (e. g. casted on). The shaft itself has to be statically supported in two points.
The calculation evidence must be enclosed with the technical documentation of the lift.
- 2.4 The setting of the brake torque has to be secured against unauthorized adjustment (e. g. sealing lacquer).
- 2.5 The identification drawing no. 5023226 or 5024137 including stamp dated 2017-11-10 shall be included to the EU type-examination for the identification and information of the general construction and operation and distinctness of the approved type.
- 2.6 The EU type-examination certificate may only be used in combination with the corresponding annex and enclosure (List of authorized manufacturer of the serial production). The enclosure will be updated immediately after any change by the certification holder.

3 Remarks

- 3.1 In the scope of this type-examination it was found out, that the brake device also functions as a brake for normal operation, is designed as a redundant system and therefore meets the requirements to be used also as a part of the protection device against overspeed for the car moving in upwards direction and as braking element as part of the protection device against unintended car movement.
- 3.2 Checking whether the requirements as per section 5.9.2.2 of EN 81-20:2014 (D) have been complied with is not part of this type examination.
- 3.3 Other requirements of the standard, such as reduction of brake moment respectively brake force due to wear or operational caused changes of traction are not part of this type examination.
- 3.4 This EU type-examination certificate was issued according to the following standards:
- EN 81-20:2014 (D), part 5.6.6.11, 5.6.7.13
 - EN 81-50:2014 (D), part 5.7 and 5.8
- 3.5 A revision of this EU type-examination certificate is inevitable in case of changes or additions of the above mentioned standards or of changes of state of the art.

**Enclosure to the EU Type-Examination Certificate
No. EU-BD 1052 of 2018-01-22**



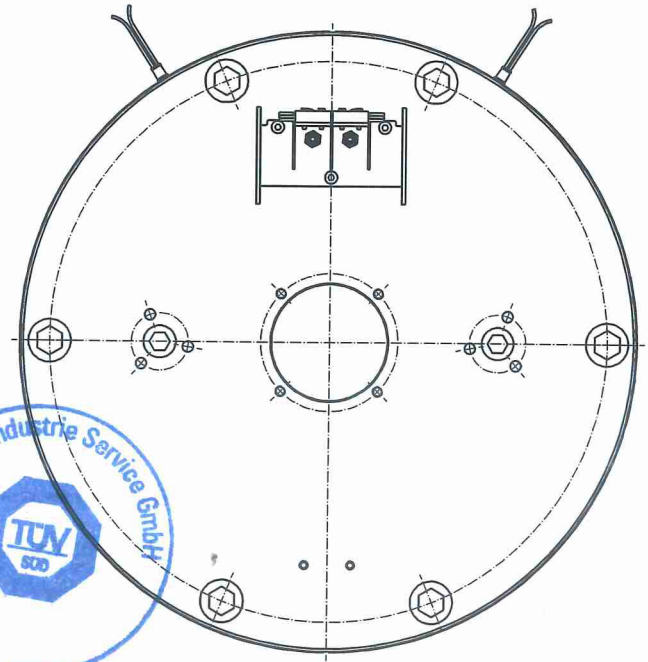
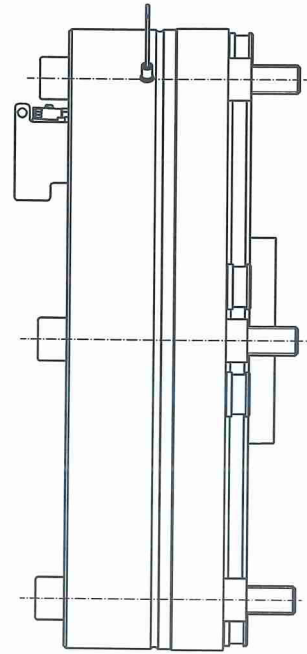
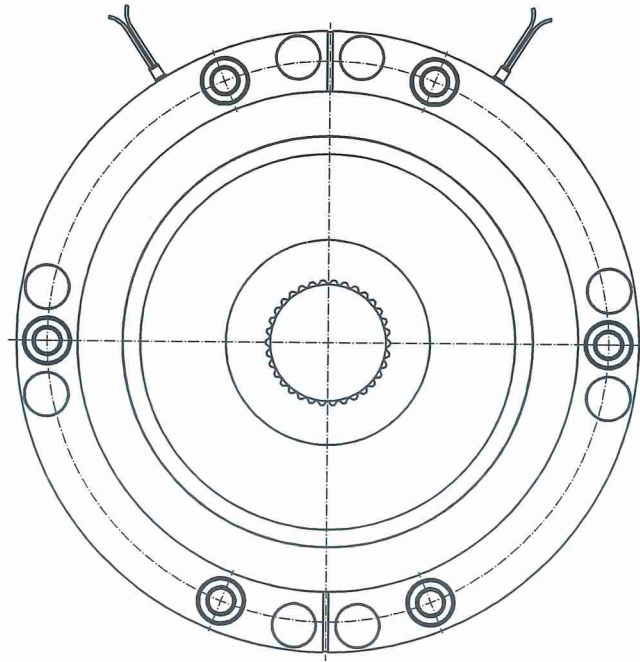
Industrie Service

Authorised Manufacturer of Serial Production – Production Sites (valid from: 2017-07-27):

Company INTORQ GmbH & Co. KG
Address Wülmser Weg 5
31855 Aerzen – Germany

Company INTORQ (Shanghai) Co., Ltd.
Address No. 600, Xin Yuan Nan Road
Building no.6 / Zone B
Nan Hui District, Lingang
201306 Shanghai - P.R. China

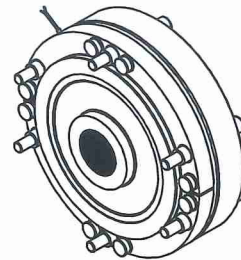
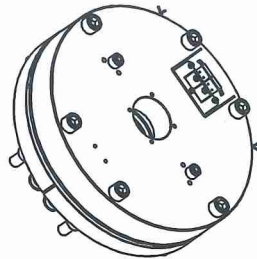
- END OF DOCUMENT -



1 0. NOV. 2017

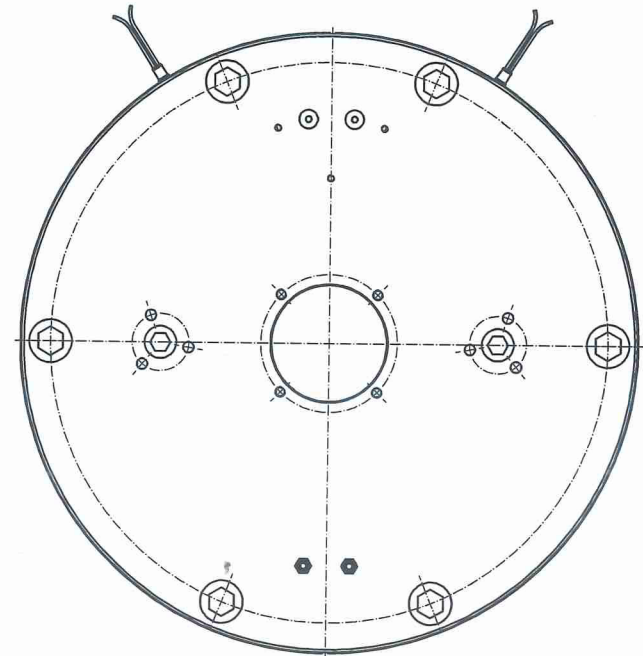
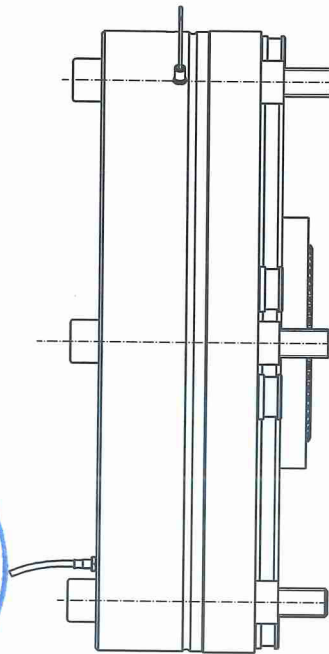
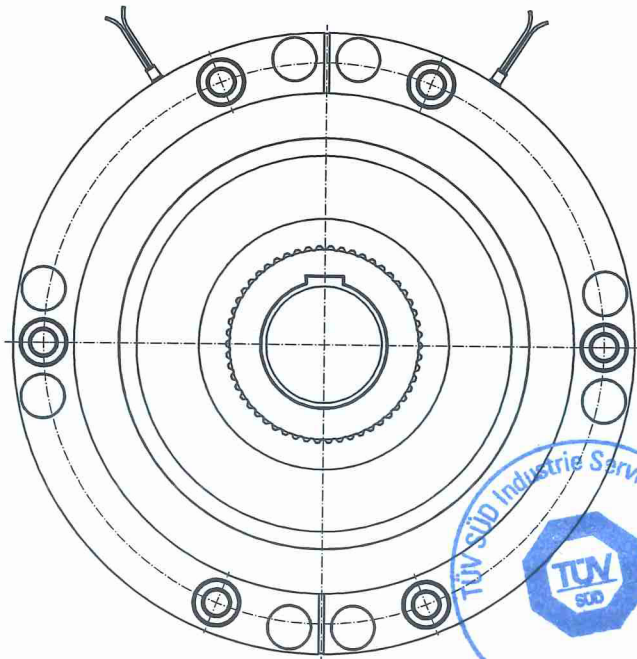
GEPRÜFT / APPROVED
 TÜV SÜD Industrie Service GmbH
 Prüflaboratorium für Produkte der Fördertechnik
 Westendstraße 199
 80686 München
 Sachverständige(r) / Expert

M. Nefzer



GAP Ident-Nr. / IDno.		Projekt-Nr. / project-no.		Allgemeintoleranzen / general tolerance		Oberflächen / surface		Maßstab / scale		Gewicht / weight	
Typ / type		Baugröße / design size		DIN ISO 1302		$\sqrt{R} = \sqrt{R_{11}}$ $\sqrt{R} = \sqrt{R_{12}}$ $\sqrt{R} = \sqrt{R_{13}}$		1:2		<input type="checkbox"/> Werkstoff / material <input type="checkbox"/> Werkstoff-Nr. / material-no.	
BFK464		28		Status / status		Datum / date		Name / name		Dokument-Beschreibung / document description Federkraftbremse Spring-op-brake	
Version / version		40 released		Gepr / chgd		07.11.2017		NEUMANN			
AB				Frü / appr		07.11.2017		NEUMANN			
				Datei / file		5023225_IAM_000.ktm		Ersatz fuer / back-up for			
				Index / index		3		von / of		3	
				Anz. / quan.							
				Änder-Nr. / revision no.							
				Datum / date							
				Name / name							
				Datei / file		5023225_IAM_000.ktm		Ersatz fuer / back-up for			

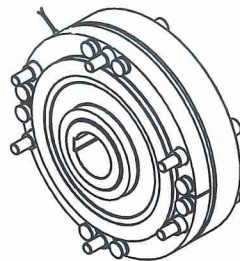
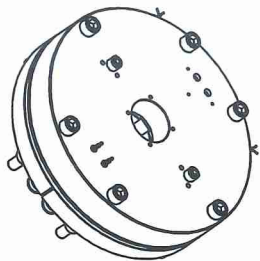
INTORQ | User: QUADFASSELWJ | 08.11.2017 | 08:41:18 | Status: 40 | IDWJ | 5024137 | AA-1 | 000 | prüfelig bis
Schutzvermerk ISO 16016 beachten. Copyright reserved.



1 0. NOV. 2017

GEPRÜFT / APPROVED
TÜV SÜD Industrie Service GmbH
Prüflaboratorium für Produkte der Fördertechnik
Westendstraße 199
80686 München
Sachverständige(r) / Expert

M. Neumann



SAP Ident.-Nr. / ID-No.		Projekt-Nr. / project-no.		Abgemessene Abstände / general tolerance		Oberflächen / surface		Maßstab / scale		Gewicht / weight	
Typ / type		Maßgröße / design size		DIN BIC 1302		$\sqrt{E} = \sqrt{E_{11}}$ $\sqrt{E} = \sqrt{E_{12}}$ $\sqrt{E} = \sqrt{E_{13}}$		Material / material		Werkstoff-Nr. / material-no.	
Version / version		Status / status		Name / name		Datum / date		Name / name		Dokument-Beschreibung / document description	
AA		40 released		QUADFASSELW		25.10.2017		NEUMANN		Federkraftbremse Spring-op-brake	
				CAD						Dokument-Nr. / document-no.	
				INTORQ						Blatt / sheet	
				Datei / file		5024136_IAM_000.dwg		5024137		3	
				Name / name				Erstellt / backup for		von / of	
										3	